






CLEANING 4 KW STOVE
MATILDE/FLORA/GAIA



ASPIRATE THE INTERIOR PART OF THE CHAMBER OF COMBUSTION



REMOVE THE BOTTOM OF THE STOVE UNSCREWING THE 4 SCREWS



UNSCREW THE 3 SCREWS THAT FIX THE SMOKE'S MOTOR TO THE FURNACE AND REMOVE THE MOTOR



ASPIRATE THE FRONTAL PART OF THE SMOKE ROUTE , REMOVE THE FAN OF THE MOTOR FOR THE CLEANING AND CHANGE THE ADHESIVE ROPE